

Parking Permit Account Creation Guide

1- Open the following link:

<https://weboffice.mdc.dmz.caleaccess.com/calepermitcustomerportal/villapark/Account/Login>

2- Click "Register New User"

Email address (Username) *

Password

Login

[Forgot Password](#)

[Register New User](#)

3- Enter your email address and your desired password

Register New User

Login Credentials

Email address (Username) *

Password *

Confirm Password *


 

Password Complexity Description Be at least 8 characters in length, Contain at least 1 lowercase and 1 uppercase letter, Contain at least 1 special character (!@#\$%^*), Contain at least 1 number (0-9)


- 4- Enter your email address, phone number, and first and last name. Check the box next to email or SMS for your preferred form of notifications (Email is suggested).

Notification Settings


Email Same as the username

user@sample.com 


SMS

+1234567890 

First Name

Sample 

Last Name

User 

- 5- Check the box agreeing to the terms and conditions and click “Register”

Terms and conditions

I have read and accept the terms and conditions *

[View](#)

Register

Cancel

- 6- You will receive an email from CaleWebOffice@calesystems.com with a link. Click the link to activate your account.

****There is currently an issue with our system receiving emails from permit applicants using @sbcglobal and @att email addresses. If you could please add CaleWebOffice@calesystems.com to your contacts you should receive email notifications going forward***